



Company: REDROCK MICRO

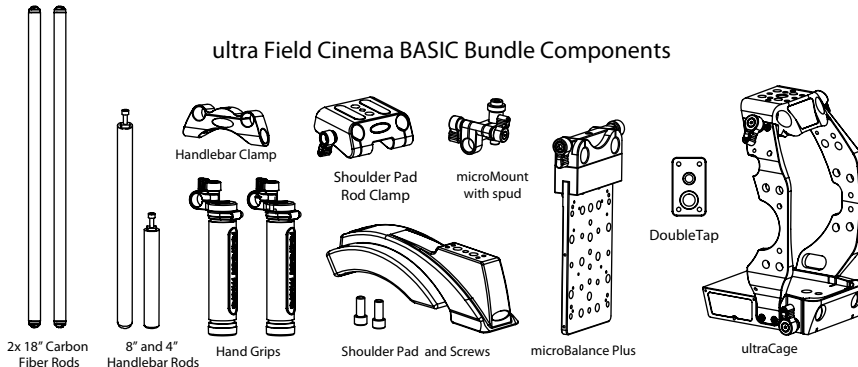
Pages: 1 of 1

Title: ultra Field Cinema Bundle for Canon EOS C300/C500 SETUP GUIDE

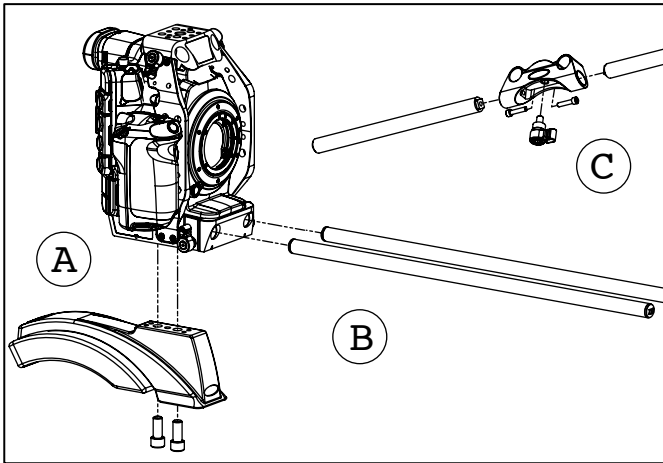
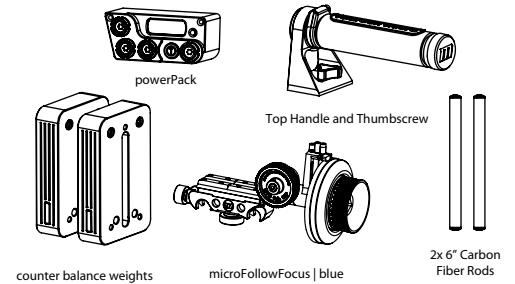
Scene: ultra Field Cinema BASIC and DELUXE Bundles

Date: 04.01.12

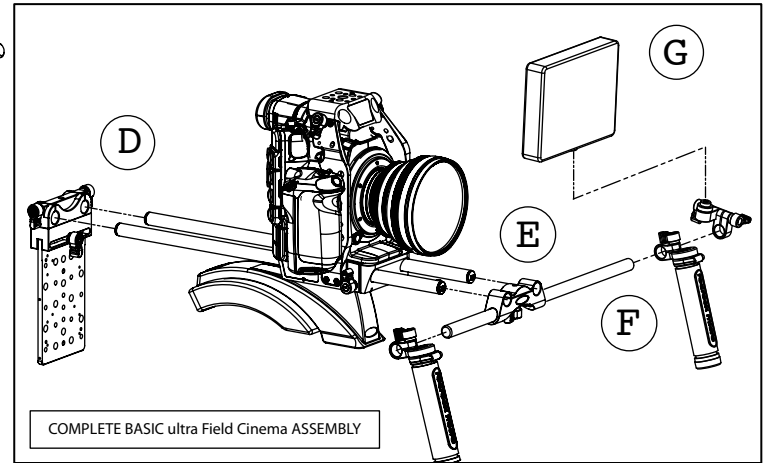
ultra Field Cinema BASIC Bundle Components



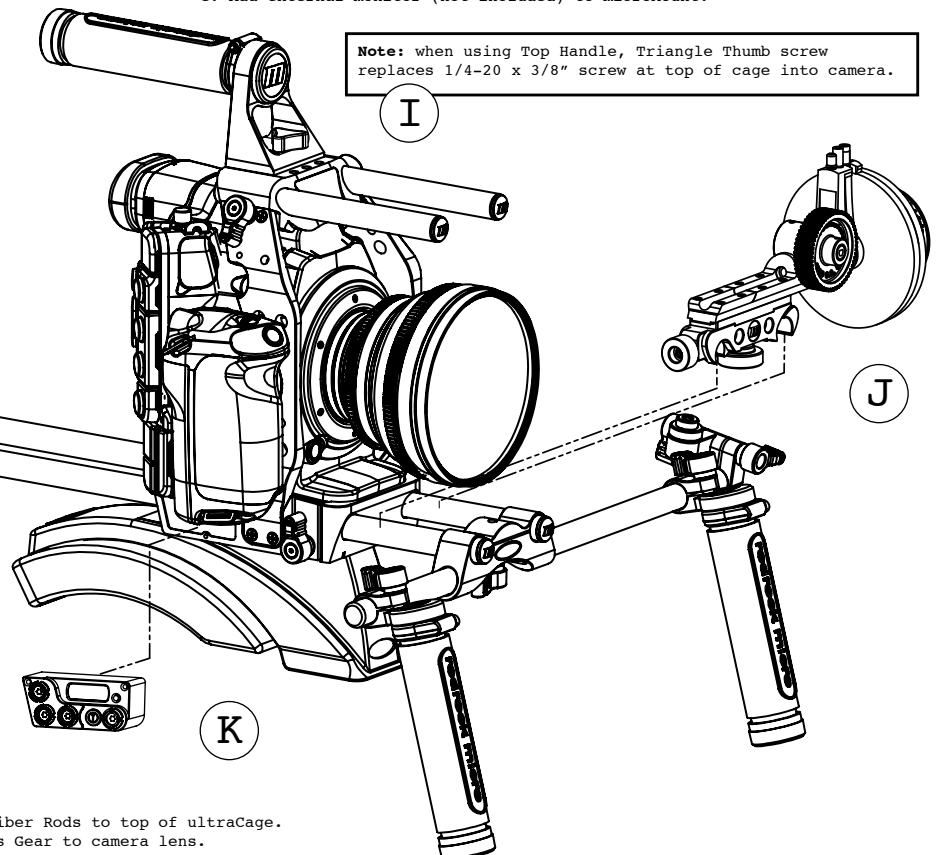
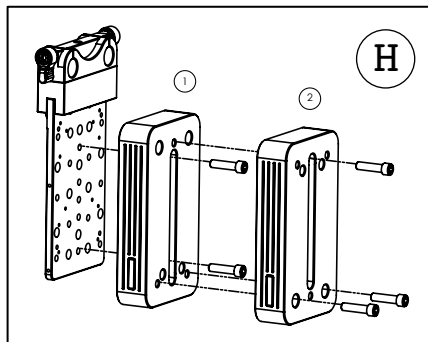
ultra Field Cinema Additional Options



- A: Attach Shoulder Pad directly to ultraCage using provided screws.
B: Insert both 18" Rods into ultraCage.
C: Remove blue knob from Handlebar Clamp. Attach 4" and 8" rods to Handlebar Clamp as shown. Replace blue knob.



- D: Add microBalance Plus to rig.
E: Add assembled Handlebar to rig.
F: Add blue Handgrips and microMount to Handlebar rods.
G: Add external monitor (not included) to microMount.



Note: when using Top Handle, Triangle Thumb screw replaces 1/4-20 x 3/8" screw at top of cage into camera.

ADDITIONAL OPTIONS

- H: Attach Add-On Weights to microBalance Plus.
I: Attach Top Handle (see above note) and 6" Carbon Fiber Rods to top of ultraCage.
J: Attach microFollowFocus | blue to rig and microLens Gear to camera lens.
K: Screw powerPack into place on cage.

