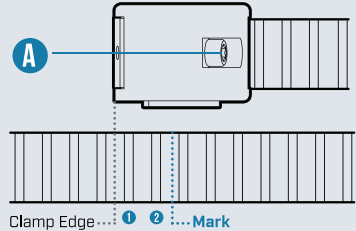
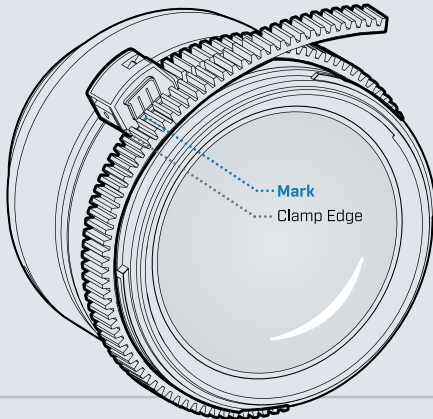
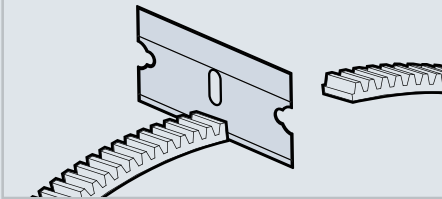


**1** Loosen screw [A]. Wrap gear around lens focus ring.

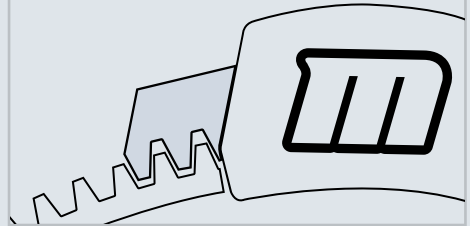


Count 2 teeth from the edge of the clamp and mark with finger.  
**Avoid measuring too short;** you can always remove more teeth later for a tighter fit.

**2** Make a clean, straight cut at your mark. Discard the excess.



**3** While on the lens, engage two teeth into the clamp as shown.



**4** Tighten screw slightly to secure. Rotate clamp to desired final position, out of the way of normal use with follow focus or Torque motor. Tighten screw.

